

yourbudgit.com

budget for everyday people

**BUDGIT INFORMATION TECHNOLOGY
NETWORK
2013 ANNUAL REPORT**



CEO's Note


2



At BudgIT, we believe citizens in a clear, timely and transparent manner need to know how government revenues are expended in delivery of public infrastructure, meeting debt obligations or funding the recurrent component of the budget.

The availability of budgets in non-readable pdf formats via the government website provided an initial opportunity for BudgIT to stretch forward its innovative idea by simplifying the budgets using infographics and interactive applications.

BudgIT strategy is to map the array of tools - desktop web, mobile web, sms, apps, infographics, interactive applications, print, radio, television, games and community groups - for every specific access class. The continuous core effort of BudgIT is how to creatively apply each tool relative to a budget access class for clearer understanding of the process, appreciation of relevant data and most especially amplify the collective voices to demand institutional reform.



Oluseun Onigbinde

...we believe citizens in a clear, timely and transparent manner need to know how government revenues are expended...

ABOUT BUDGIT



Budgit was conceptualized and hacked at the Tech-In-Governance, a 48-hour hackathon organized by Co-Creation Hub in March 2011. The platform finally launched on September, 13 2011 with a website that makes Nigerian budget more transparent, accessible and understandable for Nigerians.

Budgit with over 240,000 unique users and over 6 million web hits makes the Nigerian budget a social object that can be understood by Nigerians across every literacy span.

Budgit has been honoured with several awards which include 2012 Ashoka fellowship, World Summit Youth Award, 2012 Future Awards (Innovation in Science and Technological category) and Nigeria Internet Group Prize for Social Entrepreneurship.

Using creative technology
to intersect civic
engagement and
institutional reform

THE CHALLENGE



Nigeria, a major oil-driven economy had 13 years of uninterrupted military rule which held the detailed national budget as a state secret. Current efforts in the democratic regimes as enabled by the law have made both the proposed and enacted budget available to citizens. However, the budget is officially released in non-readable formats and most citizens have no clear understanding of the government finances.

Nigeria ranks low on the financial inclusion index with 34.9m people representing 39.7% of the population, lacking access to banking services. With such huge size of the adult population shut out of the financial industry, there exists a wider chasm of citizens who can't interpret and understand the budget.

Excluding citizens from the budget, adjudged has the most important legal provision after the Constitution, through its arcane presentation and opaque structure has not fostered civic participation needed for a functional democracy.

...Excluding citizens from the budget, adjudged has the most important legal provision after the Constitution....

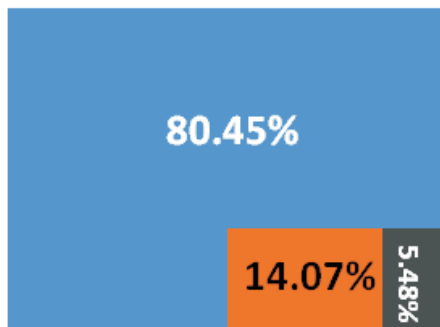
IMPACT

THE INNOVATION

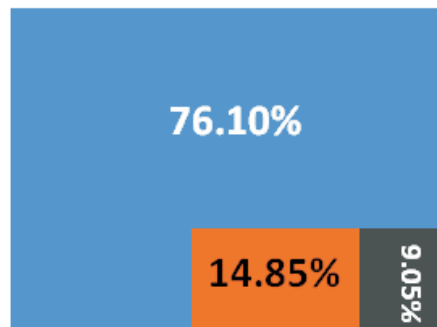
2013 Budget*

This infographic shows the breakdown of the top 15 ministries according to personnel costs meant for salaries and expenses, overhead costs meant for running ministries and agencies and capital allocation meant for projects.


■ Personnel Costs
■ Capital Projects
■ Overhead Costs



Education: N427.52bn



Defence: N348.91bn



Police Commands: N311.15bn

Budgit (yourbudgit.com) operates based on the principles of open data which stimulates transparency, accountability and better outcomes in the public sectors. Budgit's goal of innovation is about making public data a social object and building an extensive network of active citizens that demand institutional change.

Budgit's presentations in terms of infographics, interactive application or quick data access have been defined to initiate action. This approach is about making data analysis self-revealing to a deep-down stage where citizens and civil society can clearly ask questions.

With visualizations built using public data, it shines light on winding corners for everyday people. Our approach is to bring forth human angle stories by converting stack of information to a moving narrative that drives a sense of ownership in the user.

With visualizations built using public data, they shine light on winding corners for everyday people.

OUR WORK: URBAN

7



Currently, Budgit sphere of influence has strongly been in the social media with focus on social-urban young people. With over 6 million web hits, Budgit's website has been visited by over 240,000 unique people and it has also processed over 4,000 data requests.

With over 15,000 followers, our Twitter stream is a hive of commentary on the budget by active followers. This stands as the first level of engagement on creative presentation of the budget. This triggers discussions, requests more transparency and ensures accountability from government. We produced 40 infographics and 4 interactive applications for digital literate Nigerians on the social media and digital space.

With an app used by over 4,000 young people in 60 hours, we started the first national creative engagement on the budget.

OUR WORK: GRASSROOTS



Representing over 56% of the population with little or no access to basic education, this class of citizens mostly without access to formal literacy and even access to banking infrastructure can't connect to core terms of budget. A compelling approach is to show them referenced data on how exactly the budget affects them.

Our current plan is to reach out to the grassroots using bespoke communication tools such as radio, sms and print documents. We have started this approach using Ekiti and Osun States for pilot projects.

Working with other civic minded organisations, BudgIT distributed over 36,000 copies of simplified budget documents to citizens in Ekiti and Osun State. Citizens including grassroots leaders and traditional leaders were shocked to see huge budget allocations for their communities.

Working with other civic minded organisations, BudgIT distributed over 36,000 copies of simplified budget documents to citizens in Ekiti and Osun State.

OUR WORK: INSTITUTIONS



Budgit is using the right approach to intersect institutional reform and civic engagement. Understanding the weakness of the Nigeria's legislative budget office, Budgit co-founders as consultants to National Assembly Budget and Research Office built a mapping software which arranged the Nigerian capital projects according to their locations.

This was most necessary for citizens, civil society and media to empirically track the performance of the Nigerian budget. The budget now arranged according to locations in the country has been accessed by over 150 civil society organizations.

Budgit has made representations to legislative committees (appropriation and finance) in shaping public policy as regards linking the budget with resource-based planning. We also publish a bi-annual policy document on improving the budget processes, institutions and transparency. The first document titled "Retooling the Nigerian Budget" was widely circulated.

The Nigerian budget now re-arranged by Budgit according to locations has been accessed by over 150 civil society organizations.

OUR WORK: CSO & MEDIA

10



In 2013, BudgIT worked with 28 civil society organizations and participated and made presentations at 32 civil society sessions on the Nigerian Budget. We have provided infographics for online digital new outlets such as ScoopNG, YNaija, BusinessDay for simplified budget access. We have continuously provided data for civic organizations who periodically request for data to strengthen their advocacy.

We are also leading a Data Journalism Initiative that will help in improving newsrooms' ability to properly represent data. BudgIT is also a member of the Open Spending group United Kingdom and has contributed Nigeria's budget from 2009 to 2011 to the global data hub.

We have also been part of discussions of developing a global structure for participatory budgeting and also the improving OpenSpending visualizations. We contributed to Data Journalism Handbook based on our visualization tool for the Nigeria Budget and how public data is now within the social sphere.

We have continuously provided data for civic organizations who periodically request such to strengthen their advocacy.

FINANCIALS

OUR FINANCIAL REPORTS

NOTES TO THE ACCOUNTS FOR THE YEAR ENDED 31ST DECEMBER, 2013

Income and Other Supports

₱

Grants	32,193,866.40
Infographics	1,600,380.00
Consulting	801,092.00
Competition	240,000.00
Interest Income	37,034.50

Total Revenue **34,872,372.90**

Expenses

External Consultancy/Research	2,607,174.50
Adverts and Promotions	889,000.00
Bank Charges	101,616.55
Exchange Rate Differences	675,716.35
General and Admin. Expenses	131,500.00
Infographics	1,046,250.00
Publications	1,748,970.00
IT Related Expenses	2,149,350.00
Personnel Cost	6,505,000.00
Rent	675,000.00
Training Cost	455,815.00
Travelling Expenses	2,248,581.50
Volunteers Cost (Data Mining)	400,000.00

Total Expenses **19,633,973.90**

FINANCIAL REPORT

CASH BALANCES - DONORS

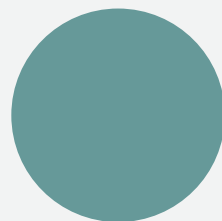
N

PARTNERS FOR DEMOCRATIC CHANGE	4,071,123.20
INDIGO TRUST	9,025.00
OSIWA	10,771,672.30
FEPAR	386,578.50
Total	15,238,399.00

FINANCIAL REPORT

14

INCOME: ₱34.87m



Grants
₱32.19m



Other revenue
₱2.67

EXPENSES: ₱19.62m



DIRECT EXPENSES ;
₱2.6m



OPERATING EXPENSES
₱17.02m

OPERATING SURPLUS: ₱15.25m



₱15.25m

yourbudgit.com

15

budget for everyday people

**Co-Creation Hub
294, Herbert Macaulay,
Sabo, Lagos,
Nigeria**

**info@yourbudgit.com
@budgitng
+2347034944492**

BudgIT is a creative start-up driven to retell the Nigerian budget and public data in a finer detail across every literacy span. We aim to stimulate citizens interests around public data and hence trigger discussions towards better governance.